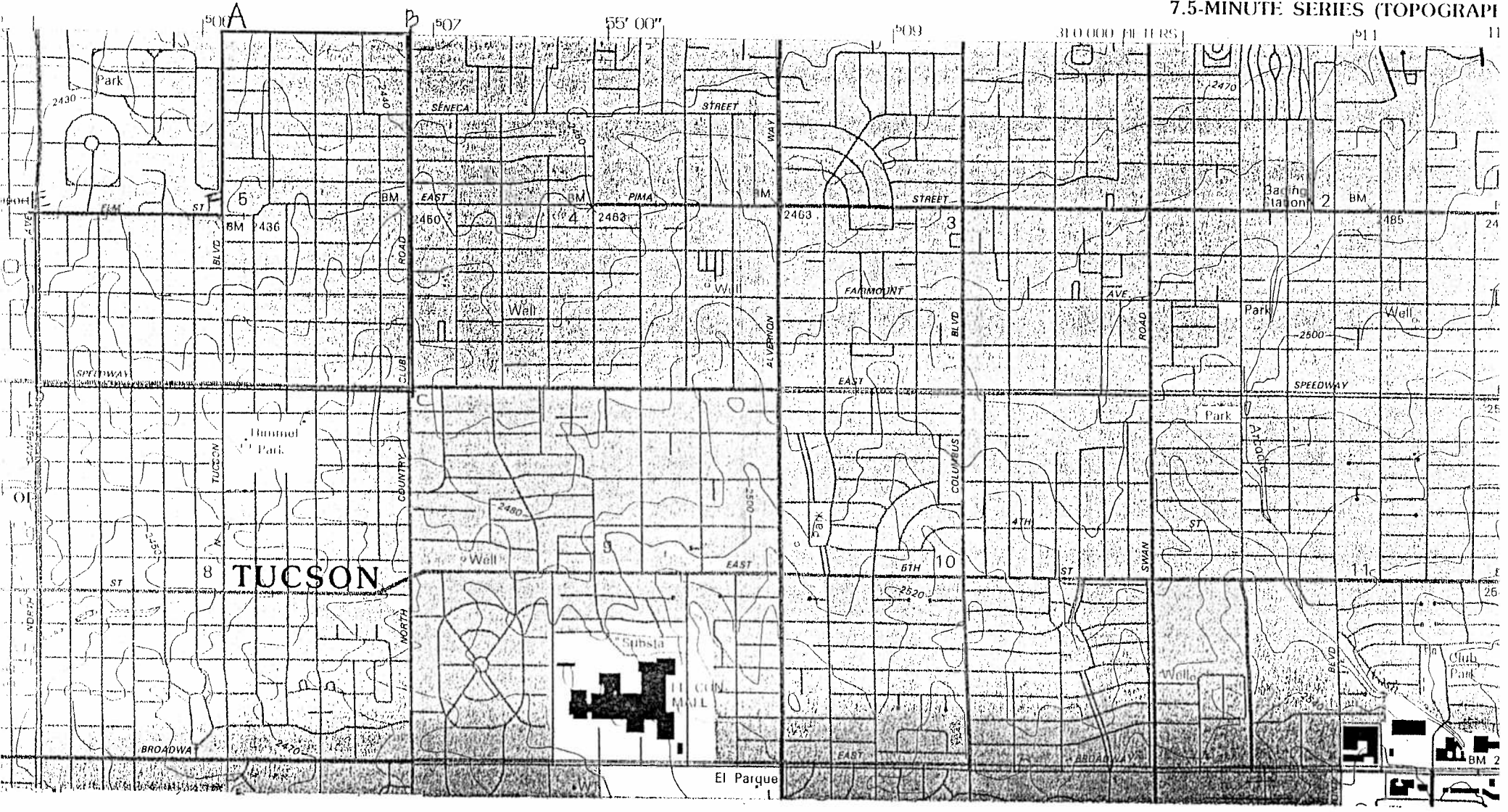


A-12 506100E 3568160N  
 C-12 506900E 3566590N  
 E-12 505320E 3567320N  
 B-12 506900E 3568160N  
 D-12 505320E 3566590N  
 F-12 506100E 3567320N

**TUCSON QUADRANGLE**  
 ARIZONA-PIMA CO.

7.5-MINUTE SERIES (TOPOGRAPHIC)



# BLENMAN-ELM HISTORIC DISTRICT

NATIONAL REGISTER OF HISTORIC PLACES



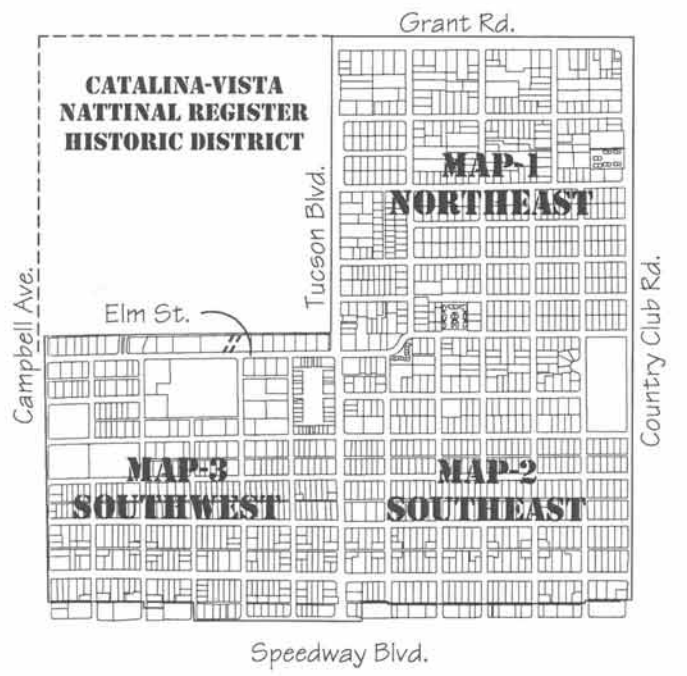
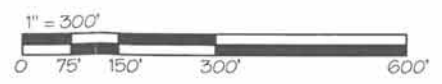
15 August 2003

Tucson, Arizona

## MAP 1 - NORTHEAST

### Legend

- 2501 Street Address
- 29-17 Inventory Number
- Individually Eligible Property
- Contributing Property to the Historic District
- Non-Eligible Property due to insufficient Age
- Non-Eligible Property due to loss of Integrity
- Historic District Boundary
- Photo Key



Matchline

Matchline

The District consists of eligible properties constructed in 1955 or earlier

**RYDEN ARCHITECTS, INC.**  
902 W. MCDOWELL RD. - PHOENIX 85007 - 602/253-5381



# BLENMAN-ELM HISTORIC DISTRICT

## NATIONAL REGISTER OF HISTORIC PLACES




1 July 2003


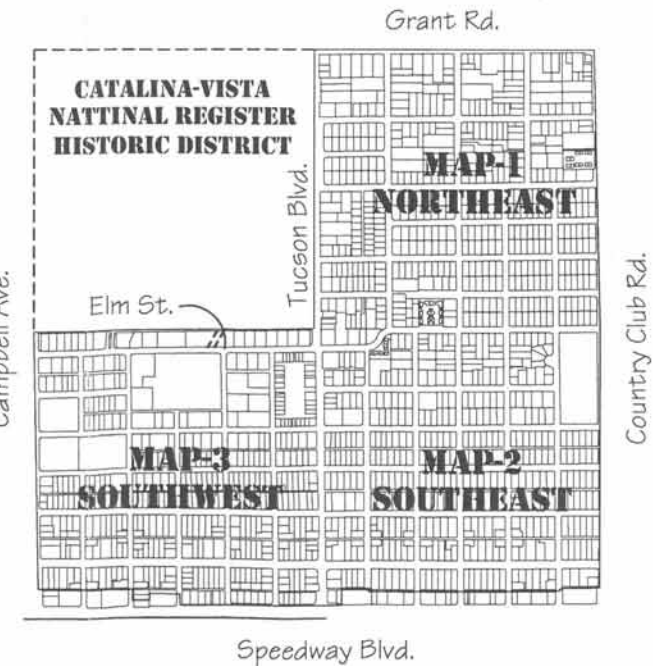
Tucson, Arizona

### MAP 2 - SOUTHEAST



#### Legend

-  Street Address
-  Inventory Number
-  Individually Eligible Property
-  Contributing Property to the Historic District
-  Non-Eligible Property due to insufficient Age
-  Non-Eligible Property due to loss of Integrity
-  Historic District Boundary
-  Photo Key



The District consists of eligible properties constructed in 1955 or earlier

**RYDEN ARCHITECTS, INC.**  
902 W. MCDOWELL RD. - PHOENIX 85007 - 602/253-5381

Catalina Vista National Register Historic District

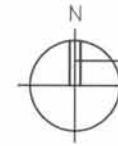
# BLENMAN-ELM HISTORIC DISTRICT

NATIONAL REGISTER OF HISTORIC PLACES

1 July 2003

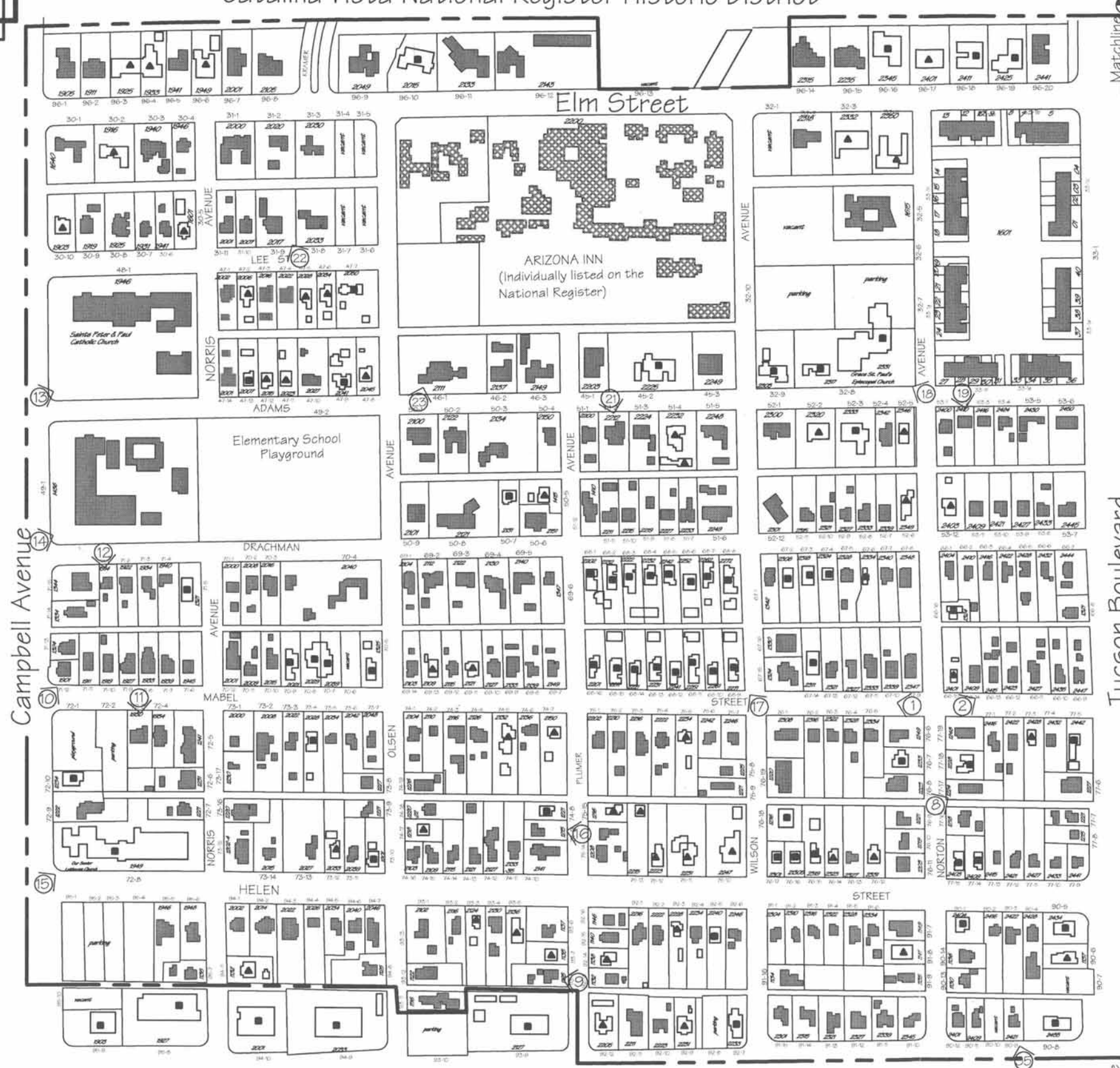
Tucson, Arizona

## MAP 3 - SOUTHEAST



Legend

- 2501 Street Address
- 29-17 Inventory Number
- Individually Eligible Property
- Contributing Property to the Historic District
- Non-Eligible Property due to insufficient Age
- Non-Eligible Property due to loss of Integrity
- Historic District Boundary
- Photo Key



Speedway Boulevard



The District consists of eligible properties constructed in 1955 or earlier

**RYDEN ARCHITECTS, INC.**  
902 W. MCDOWELL RD. - PHOENIX 85007 - 602/253-5381

